

Arres Inquiry Form.

In-roof

Customer data

Company
Contact
Street
Zip Code/City

Phone
Mobile
E-mail

Project / Location

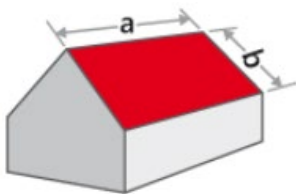
Project name
Street

Zip Code/City
Elevation (m)

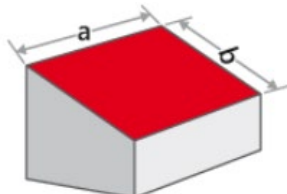
Roof details

Roof pitch °

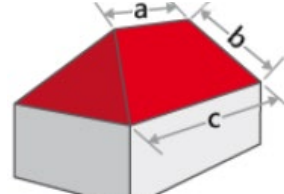
Orientation



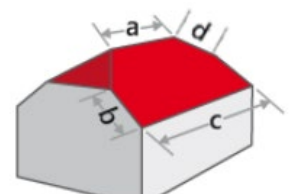
Saddle roof



Pent roof



Hipped roof



Half-hipped roof

a = m

b = m

c = m

d = m

h = m

Please enclose obstacles on a measured roof plan

Roofing

- Pantile Beavertail Slat Wave eternit
 Trapezoidal sheet metal Round-/ standing seam Sandwich

Options

- Roof window* Blank modules Snow guard Connecting sheets

* please attach sketch with desired positions of the roof windows

continue on next page

Full occupancy of the available space with modules

Desired total output of the PV system kWp

Comments